

SUPERFUND AMENDMENTS AND REAUTHORIZATION ACT (SARA) TITLE III EMERGENCY RESPONSE PLAN SUBMITTAL SHEET

AUTHORITY: 1976 PA, 390, MCL 30.407A; 42 USC 11003 **COMPLIANCE:** Voluntary

USE SUBMITTAL SHEET FOR *NEW PLANS ONLY* (NOT REVIEWS)

The off-site response plan, the SARA Title III Emergency Response Plan Submittal Sheet, and the completed SARA Title III Emergency Response Plan Completion Sheet must be submitted to the Michigan State Police, Emergency Management and Homeland Security Division (MSP/EMHSD), District Coordinator, to begin the review process. Each plan must have a separate submittal sheet. **Note: Plans will NOT be returned to the Local Emergency Planning Committee (LEPC).**

LEPC Name	Date
------------------	-------------

Facility Name	Facility Street Address
----------------------	--------------------------------

SARA ID Number from Department of Environmental Quality (DEQ) 302 List	Facility City, State Zip Code
---	--------------------------------------

NOTE: Plans submitted without a SARA ID Number will be returned by MSP/EMHSD.
No exceptions will be made; the LEPC must obtain the facility number from the Department of Environmental Quality before submitting the plan to the MSP/EMHSD.

This off-site response plan for the facility indicated is hereby submitted. The information contained within is consistent with the policy(ies) contained by the jurisdiction's Emergency Operations Plan/Emergency Action Guidelines (EOP/EAG).

Local Emergency Management Coordinator	Date
---	-------------

The coordinator and the plan must be the applicable one for the emergency management program area in which the site is located.

MSP/EMHSD District Coordinators: References in this plan and submittal sheet to information being located in the Local Emergency Management Office EOP or EAG are accurate. **Yes []**

MSP/EMHSD District Coordinator Signature	Date
---	-------------

References to fire department: Identifies the Fire Department by name. **Yes []**

The Michigan State Police, Emergency Management and Homeland Security Division finds this work product acceptable under SARA Title III planning requirements and eligible for Hazardous Material Emergency Planning grant funding (if applicable).

MSP/EMHSD Planner Signature	Date
------------------------------------	-------------

Comments

SARA TITLE III REQUIRED PLAN PROVISIONS 42 USC 11003

Subsection c

1. Identification of facilities subject to the requirements of 42 USC 11001 – 11005 that are within the emergency planning district, identification of routes likely to be used for the transportation of substances on the list of extremely hazardous substances referred to in 42 USC 11002(a), and identification of additional facilities contributing or subjected to additional risk due to their proximity to facilities subject to the requirements of 42 USC 11001 – 11005, such as hospitals or natural gas facilities.
2. Methods and procedures to be followed by facility owners and operators and local emergency and medical personnel to respond to any release of such substances.
3. Designation of a community emergency coordinator and facility emergency coordinators who shall make determinations necessary to implement the plan.
4. Procedures providing reliable, effective, and timely notification by the facility emergency coordinators and the community emergency coordinator to persons designated in the emergency plan, and to the public that a release has occurred (consistent with the emergency notification requirements of 42 USC 11004).
5. Methods for determining the occurrence of a release, and the area or population likely to be affected by such a release.
6. A description of emergency equipment and facilities in the community and at each facility in the community subject to the requirements of 42 USC 11001 – 11005, and an identification of the persons responsible for such equipment and facilities.
7. Evacuation plans, including provisions for a precautionary evacuation and alternative traffic routes.
8. Training programs, including schedules for training of local emergency response and medical personnel.
9. Methods and schedules for exercising the emergency plan.

Review by the State Emergency Response Commission. After completion of an emergency plan under the guidelines established in 42USC 11003, Subsection c(1) for an emergency planning district, the LEPC shall submit a copy of the plan to the State Emergency Response Commission of each state in which such district is located. The commission shall review the plan and make recommendations to the LEPC on revisions of the plan that may be necessary to ensure coordination of such plan with emergency response plans of other emergency planning districts. To the maximum extent practicable, such review shall not delay implementation of such plan.

Michigan SARA Title III Program Off-Site Emergency Response Completion Sheet

This form is to be completed by the LEPC, and attached to each plan.

LEPC Name	Date
------------------	-------------

Does this site contain a SARA Title III Section 302 (42USC 11002) Extremely Hazardous Substance (EHS)?

Yes or No

If **yes**, please name the EHS(s):

Facility Name: _____

Facilities Physical Address: _____

Latitude and Longitude: _____

All plans MUST INCLUDE OR REFERENCE information to address each of the following topics

Items 1 through 10 MUST BE INCLUDED IN THIS DOCUMENT AND NOT REFERENCED FROM ANOTHER SOURCE

Fire departments where information is located **MUST** be identified by name.

Check the appropriate box for each item listed below for the location of where the information may be found.

	Subject areas to be addressed	Fire department. must include name of the responsible department	Found in EOP/EAG	Included in HAZMAT Response Plan	Other: Specify EOP/EAG/ HAZMAT plan page number or fire department name
1	Identifies the facility emergency coordinator and emergency telephone numbers.			<input type="checkbox"/>	
2	Provides an inventory of extremely hazardous substances at the facility.			<input type="checkbox"/>	
3	Includes an inventory of other chemicals.			<input type="checkbox"/>	
4	Identifies route which extremely hazardous substances are transported to and/or from the facility.			<input type="checkbox"/>	
5	Describes the facilities procedures to be followed once a release has been detected.			<input type="checkbox"/>	

Subject areas to be addressed		Fire department. must include name of the responsible department	Found in EOP/EAG	Included in HAZMAT Response Plan	Other: Specify EOP/EAG/ HAZMAT plan page number or fire department name
6	Includes procedures for a timely notification of a release by the owner/operator to the local emergency management coordinator and government agencies.			<input type="checkbox"/>	
7	Identifies the method used to determine the population likely to be affected by a release and identify the area affected.			<input type="checkbox"/>	
8	Identifies facilities with special populations, such as: hospitals, schools, and nursing homes, and identify facilities that may contribute to or are subject to additional risk due to their proximity to the facility.			<input type="checkbox"/>	
9	Identifies provisions for evacuation routes, including alternative routes out of the vulnerable zone if evacuation becomes necessary.			<input type="checkbox"/>	
10	Identifies the hazardous materials expertise and emergency response equipment of the FACILITY and identifies how the equipment is maintained.			<input type="checkbox"/>	
11	A statement or procedure on how Mutual Aid will be activated and/or the adjoining LEPC will be contacted if needed. Please include the responding LEPC or first responder's jurisdiction.	<input type="checkbox"/>	<input type="checkbox"/>	<input type="checkbox"/>	
12	A statement or procedure that describes how population protection decisions will be made and implemented for accidental chemical release.	<input type="checkbox"/>	<input type="checkbox"/>	<input type="checkbox"/>	
13	A statement or procedure that describes the community's medical response actions in the event of an accidental chemical release in the community.	<input type="checkbox"/>	<input type="checkbox"/>	<input type="checkbox"/>	
14	A list of the known SARA Title III, Section 302 (42 USC 11002) HAZMAT sites in the LEPC's geographical area of jurisdiction.	<input type="checkbox"/>	<input type="checkbox"/>	<input type="checkbox"/>	
15	A list of persons/organizations to contact for assistance (railroads, DEQ, DNR, Drain Commissioners, road commissions, airports, health departments, police/sheriff, etc.).	<input type="checkbox"/>	<input type="checkbox"/>	<input type="checkbox"/>	

Subject areas to be addressed		Fire department. must include name of the responsible department	Found in EOP/EAG	Included in HAZMAT Response Plan	Other: Specify EOP/EAG/ HAZMAT plan page number or fire department name
16	A description of the community's HAZMAT response procedures and equipment and who maintains the equipment.	<input type="checkbox"/>	<input type="checkbox"/>	<input type="checkbox"/>	
17	A description of the community's HAZMAT responder training schedule.	<input type="checkbox"/>	<input type="checkbox"/>	<input type="checkbox"/>	
18	A description of the community's exercise schedule for HAZMAT sites and the method(s) used for exercising.	<input type="checkbox"/>	<input type="checkbox"/>	<input type="checkbox"/>	
RECOMMENDED ITEMS: The following items are NOT required to be included. However, their inclusion is highly recommended.					
1	Provides a facility location map.	<input type="checkbox"/>	<input type="checkbox"/>	<input type="checkbox"/>	
2	Provides a site layout map indicating a chemical's physical location in the facility.	<input type="checkbox"/>	<input type="checkbox"/>	<input type="checkbox"/>	
3	Establishes access control procedures and maps the access control points and traffic rerouting within the vulnerable zone.	<input type="checkbox"/>	<input type="checkbox"/>	<input type="checkbox"/>	
4	Provides contact names and phone numbers for populations of concern (schools, hospitals, shopping centers, factories).	<input type="checkbox"/>	<input type="checkbox"/>	<input type="checkbox"/>	
5	Identifies shelters in the event an evacuation is needed.	<input type="checkbox"/>	<input type="checkbox"/>	<input type="checkbox"/>	
6	Identifies where chemical specific toxicology information can be found.	<input type="checkbox"/>	<input type="checkbox"/>	<input type="checkbox"/>	

SARA Title III, Off-site Community Emergency Response Plan Template

This plan template is intended for LEPC use. This template includes information that is not required under SARA Title III Required Plan Provisions 42 USC 11003, part C. Please refer to the Plan Submittal Sheet (EMD-076) for the list of required and optional information. This template is intended to establish a baseline plan that may be utilized by any LEPC and is customizable to each LEPCs specific needs. All elements in this template not required under SARA Title III are denoted with "optional" after the heading title.

Quick Reference Table of Contents

Facility Information.....

Authorizing Signatures (optional).....

Dates of Completion, Update, and Exercising.....

EHS Chemical(s) On-Site

Other Chemicals of Concern

Chemical Specific Toxicological and Response Information.....

Facility Floor Plan/ Schematic (optional)

Facility and Emergency Response Maps (3 pages)

Vulnerable Zone Calculation.....

Access Control.....

Evacuation Routes.....

Other Facilities of Concern

Mass Sheltering (optional).....

Access and Functional Needs Populations (optional).....

Other Areas of Concern (optional).....

Emergency Release Notification, SARA Title III

Notification HAZMAT Incident Notification Message Form.....

County Resources Available

Facility Resources Available

Mutual Aid Agreements (optional)

HAZMAT Training and Exercising.....

Site Photographs (optional).....

Facility Information

Facility Name:

SARA ID Number:

Facility Address:

Township: Section:

Fire District:

Law Enforcement:

Cross Streets:

Global Positioning System (GPS) Coordinates:

Facility 24 Hour Emergency Contact Person:

Facility 24 Hour Emergency Contact Phone Number:

Local Emergency Planning Committee (LEPC) Name

LEPC Contact Number

Michigan Department of Environmental Quality [PEAS Hotline](#) 1-800-292-4706

United States Coast Guard, [National Response Center](#) 1-800-424-8802

Authorizing Signatures (optional)

LEPC Chair Person:

Local Emergency Manager:

Responding Fire Department Designated Official:

Facility Emergency Coordinator:

Dates of Completion, Update, and Exercising

Date created:

Date last modified:

Date plan was last exercised:

Comments:

EHS Chemical(s) On-Site

EHS chemicals are those found on the Environmental Protection Agencies (EPA) List- of-Lists. The EPA List of Lists may be found [here](#).

Comments:

Chemical Name	Container Type	Storage Location	Months on Hand	Maximum Amount in Pounds	Largest Container	Emergency Response Guide Number

Other Chemicals of Concern

Other hazardous chemicals that are on site, in storage and in process, at any time, that are not listed on the EPA's List of List's.

Comments:

Chemical Name	Container Type	Storage Location	Months on Hand	Maximum Amount in Pounds	Largest Container	Emergency Response Guide Number

Chemical Specific Toxicological and Response Information

Chemical specific toxicological information such as health risks, environmental risks, and general characteristics (vapors, heavier than air, flammable, etc.) is available through [CHEMTREC](#) 1-800-424-9300 (for emergencies only). Information on the EHS chemicals in this plan are included on page [Click here to enter text](#).


Comments:

Facility Floor Plan/ Schematic (optional)

Does this facility utilize a fire suppression system? **Yes** or **No**

Insert **map of the facility floor plan or schematic** here


Comments:



Facility and Emergency Response Maps (3 pages)

Insert **map of the facility with transportation route of EHS chemical(s) to facility** here


Comments:



Vulnerable Zone Calculations

Insert map of the vulnerable zone, access control points, and evacuation routes here


Comments:



Nearby Facilities of Concern

Insert **map of other nearby facilities of concern** here

Comments:



Vulnerable Zone Calculation

The vulnerable zone for _____ was determined by using ([CAMEO](#), [ERG Guidebook](#)). The vulnerable zone has been identified as _____ miles in all directions.

After learning the scope of the incident, the Incident Commander should determine what the appropriate evacuation and/or shelter in place distance should be based on size of spill, tank or container size, wind direction, time of day, and atmospheric conditions.

Comments:

Access Control

Access control points will be established at key intersections to prohibit entry into the vulnerable zone. Access control and security will be coordinated by local law enforcement, fire personnel, and emergency management personnel.

Comments:

Road Name	Intersecting Road Name	Access Control Point Contact Person(s)	Contact Telephone Number

Evacuation Routes

Evacuation routes should be pre-established in case the event should expand.

Comments:

Other Facilities of Concern

Other facilities may be nearby and store or manufacture hazardous substances which may be affected by a release from this site. There are _____ number of facilities within the vulnerable zone of this site.

Comments:

Facility Name	Facility Address	Contact Person(s)	Contact Telephone Number

Access and Functional Needs Populations (optional)

The following facilities fall within the vulnerable zone and will be notified if an incident occurs. (Access and Functional Needs populations include: schools, nursing homes, hospitals, churches, day care facilities.)

Comments:

Facility Name	Facility Contact Person(s)	Contact Telephone Number

Other Areas of Concern (optional)

Other areas, structures, natural features may be vulnerable to a release at this site. Document any additional areas of concern here.

Comments:

Type of Concern	Location

Sheltering Information (optional)

In the event mass evacuation is required the following shelter locations have been pre-determined.

Emergency Release Notification, SARA Title III

Emergency release reporting is required for the release of a reportable quantity of any EHS or a Comprehensive Environmental Response, Compensation, and Liability Act (CERCLA) hazardous substance that results in potential exposure to persons outside the site boundaries. Certain information is to be reported without delay to the extent the information is known at the time. A written follow-up report on the release, its effects, and response actions must be sent as soon as is practicable after a release. The Hazardous Material (HAZMAT) Incident Notification Message Form within this section meets the requirements of initial release reporting. This notification format is the same as the Law Enforcement Information Network (LEIN). This form should be used by the facility and government agencies.

Notify Immediately

Telephone Number

Local Government (Police, Fire, EMS):

911

Local Emergency Planning Committee:

State Emergency Response Commission (MMCERCC)

Via [MDEQ PEAS Hotline](#):

1-800-292-4706

[National Response Center](#):

1-800-424-8802

[Agricultural Spills](#):

1-800-405-0101

**Other Phone Numbers (railroads, MDEQ, Michigan Department of Natural Resources (MDNR),
Drain Commissioner, airports):**

Comments:

Notification HAZMAT Incident Notification Message Form (LEIN: ACCCHEMICAL)

A more detailed incident notification procedure may be found [here](#).

Line 1 - Date: _____ Reporting Time: _____ hrs.

Line 2 - Reported By: _____ Telephone: _____

Line 3 - Time of Incident: _____ Hrs. Initial Report Follow-Up

Line 4 - Incident Description: _____

Line 6 - Transportation Fixed Site

Line 7 - Facility or Carrier Involved: _____

Line 8 - Facility/Carrier Contact: _____

Line 9 - Address of Incident: _____

Line 10 - City or Township: _____

Line 11 - Spill Leak Fire Explosion Other: _____

Line 12 - Released into: Air Water Ground

Line 13 - Class: Minor Alert Site Area Emergency Community Emergency

Line 14 - Incident status: Escalating Stable De-Escalating Terminated

Line 15 - Protective Action Recommendation: In-Place Shelter Evacuation None

Line 16 - Protective Action Status: In-Place Shelter Evacuation None

Line 17 - Number of Injuries: _____ Number of Deaths: _____

Line 18 - Material Name: _____

Line 19 - Liquid Gas Solid

Line 20 - Extremely Hazardous Substances: Yes No Unknown

Line 21 - Amount of Material Released: _____

Line 22 - Duration of Release: _____

Line 23 - Total Amount Which Could Be Released: _____

Line 24 - Other Chemicals or Incompatibles Involved: _____

Line 25 - Health risks and Precautions: _____

Line 27 - Emergency Medical Treatment Recommended: _____

Line 29 - Wind Direction (from): _____ (i.e. N, NW) Wind Speed: _____ MPH

Line 30 - Air Temp (F): _____ Clear Partly Cloudy Overcast

Line 31 - Area of Release: Rural Residential Commercial

Line 32 - Industrial Open Water

Line 33 - Release Impact - Number of Persons Affected: _____

Line 34 - Special Populations of Concern: Schools Rest Homes Hospitals

Line 35 - Shopping Centers Jails Other: _____

Line 36 - Response Status (list jurisdictions responding: PD, FD, HAZMAT team, etc.):

Line 38 - Investigating Agency: _____ Telephone: _____

Line 39 - Local Fire Department/Police Department Facility or Carrier

Line 40 - Local Emergency Management Coordination Local Health Department Michigan State Police District Coordinator
 Michigan Department of Environmental Quality PEAS Hotline National Response Center

Local HAZMAT Resources Available

List HAZMAT resources available at the city/county level to respond to the facility when needed.

Comments:

Chemical Emergency Monitoring Equipment	Quantity	Notes
Weather instrument(s)		
PH meters (fixed/portable)		
Combustible gas indicator		
Colormetric indicator tubes		
Radiation detector		
Chlorine kits (A, B, C)		
Heat detector (thermal imaging)		
Oxygen concentration meter		
Other monitoring equipment		
Personal Protective Equipment	Quantity	Notes
Positive pressure respirator		
SCBA		
SCBA tanks (Duration)		
Mobile cascade		
Cascade with compressor		
Fully encapsulated suits (type)		
Full protective turnout gear		
Boots and gloves		
Helmets with gloves		
Trained Emergency Response Personnel	Quantity	Notes
First responder awareness		
First responder operations		
Specialist/ technician		
Incident Commander/ IC System		
Other HAZMAT trained [personnel]		
Equipment and Supplies	Quantity	Notes
Foam AFFF		
Foam Class A		
Sand		
Pumper		
Ladder truck		
Tanker		
Rescue Squad		
Off-road vehicles		
Communications vehicles		
Multi-purpose vehicles		
Portable radios		
Pagers		

Facility Resources Available

List resources available at the facility to respond to an event when needed.

Comments:

Chemical Emergency Monitoring Equipment	Quantity	Notes
Weather instrument(s)		
PH meters (fixed/portable)		
Combustible gas indicator		
Colormetric indicator tubes		
Radiation detector		
Chlorine kits (A, B, C)		
Heat detector (thermal imaging)		
Oxygen concentration meter		
Other monitoring equipment		
Personal Protective Equipment	Quantity	Notes
Positive pressure respirator		
SCBA		
SCBA tanks (Duration)		
Mobile cascade		
Cascade with compressor		
Fully encapsulated suits (type)		
Full protective turnout gear		
Boots and gloves		
Helmets with gloves		
Trained Emergency Response Personnel	Quantity	Notes
First responder awareness		
First responder operations		
Specialist/ technician		
Incident Commander/ IC System		
Other HAZMAT trained [personnel]		
Equipment and Supplies	Quantity	Notes
Foam AFFF		
Foam Class A		
Sand		
Pumper		
Ladder truck		
Tanker		
Rescue Squad		
Off-road vehicles		
Communications vehicles		
Multi-purpose vehicles		
Portable radios		
Pagers		

HAZMAT Training and Exercising

Include a brief description of the city/county first responder HAZMAT training schedule and a description of the community's exercise schedule for HAZMAT sites. If available, include a description of the community's HAZMAT responder levels of training including: FRA/FRO/HAZMAT Technician, HAZMAT Specialist.

Comments:

Mutual Aid Agreements (MAA) (optional)

MAA or Memorandum of Understanding (MOU) may be pre-established with neighboring jurisdictions or contractors in the event a hazardous materials incident's scope exceeds local response capabilities.

Comments:

List any MAA or MOU here:

Site Photographs (optional)

Comments: